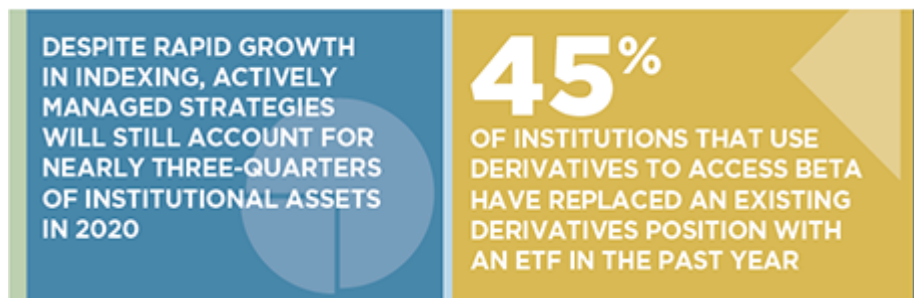


Active Strategies, Indexing and the Rise of ETFs

September 7, 2017

Executive Summary:



The results of Greenwich Associates 2016 Global Exchange-Traded Funds Study reveal that institutional investment in exchange-traded funds is growing, as new users introduce ETFs into their portfolios and existing investors expand allocations to the funds. Driving this growth is institutional investors' wholesale reconsideration of the long-held distinction between active and indexed investment approaches. Passively managed ETFs are increasingly used to achieve active outcomes, thereby blurring the lines between active and index approaches.

With ETFs slotted into a broadening range of portfolio functions by institutions in North America, Europe, Asia, and Latin America, the category is on a solid trajectory to reach the Greenwich Associates projection that total institutional investment in ETFs will see an additional \$300 billion in flows annually by 2020.

Methodology:

This paper presents the results of the industry's most comprehensive study to date of the global institutional market for exchange-traded fund

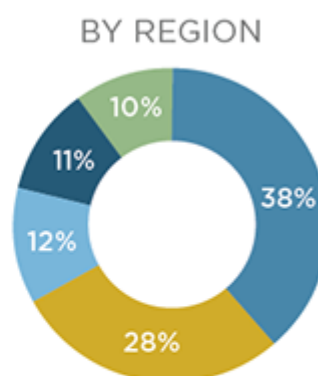
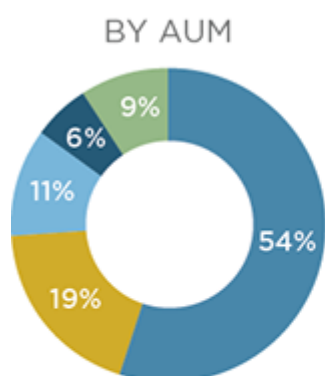
For its 2016 Global ETF Study, Greenwich Associates interviewed 481 institutions in 21 countries around the world. That total includes 187 institutions in the United States, 132 in the United Kingdom and Continental Europe, 59 in Asia, and 53 Canadian institutions. This year Greenwich Associates extended the study to Latin America for the first time, interviewing 50 institutions there.

Although Institutional funds and asset managers make up a majority of study participants, the research sample includes representation from a wide variety of institution types. Greenwich Associates interviewed 174 institutional funds (including public and corporate pensions, endowments and foundations), 161 asset managers, 86 insurance companies, 55 registered investment advisors (RIAs), and five investment consultants.

Many of the participants in this year's study are large institutions. Approximately 45% of study participants have assets under management (AUM) of more than \$5 billion, about 25% manage more than \$20 billion, and nearly 10% have AUM in excess of \$100 billion.

Around the world, these institutions manage a majority of portfolio assets—about 56%—internally. That share is down slightly from the 58% reported in 2015. The decrease has been driven by a shift toward external management on the part of institutions in Europe. Among European study participants, the share of total assets managed externally increased to 52% in 2016 from 41% in 2015. By channel, the move toward external management was most pronounced among RIAs, whose share of internally managed assets declined to approximately 61% in 2016 from 74% in 2015, and institutional funds, where internally managed share of assets declined to 33% from 39%.

RESPONDENTS



www.greenwich.com | ContactUs@greenwich.com

Coalition Greenwich, a division of CRISIL, an S&P Global Company, is a leading global provider of strategic benchmarking, analytics and insights to the financial services industry.

We specialize in providing unique, high-value and actionable information to help our clients improve their business performance.

Our suite of analytics and insights encompass all key performance metrics and drivers: market share, revenue performance, client relationship share and quality, operational excellence, return on equity, behavioral

drivers, and industry evolution.

About CRISIL

CRISIL is a leading, agile and innovative global analytics company driven by its mission of making markets function better. It is majority owned by S&P Global Inc., a leading provider of transparent and independent ratings, benchmarks, analytics, and data to the capital and commodity markets worldwide.

CRISIL is India's foremost provider of ratings, data, research, analytics, and solutions with a strong record of growth, culture of innovation, and global footprint.

It has delivered independent opinions, actionable insights and efficient solutions to over 100,000 customers through businesses that operate from India, the U.S., the U.K., Argentina, Poland, China, Hong Kong, and Singapore.

For more information, visit www.crisil.com

Disclaimer and Copyright

This Document is prepared by Crisil Coalition Greenwich, which is a part of Crisil Ltd, a company of S&P Global. All rights reserved. This Document may contain analysis of commercial data relating to revenues, productivity and headcount of financial services organisations (together with any other commercial information set out in the Document). The Document may also include statements, estimates and projections with respect to the anticipated future performance of certain companies and as to the market for those companies' products and services.

The Document does not constitute (or purport to constitute) an accurate or complete representation of past or future activities of the businesses or companies considered in it but rather is designed to only highlight the trends. This Document is not (and does not purport to be) a comprehensive Document on the financial state of any business or company. The Document represents the views of Crisil Coalition Greenwich as on the date of the Document and Crisil Coalition Greenwich has no obligation to update or change it in the light of new or additional information or changed circumstances after submission of the Document.

This Document is not (and does not purport to be) a credit assessment or investment advice and should not form basis of any lending, investment or credit decision. This Document does not constitute nor form part of an offer or invitation to subscribe for, underwrite or purchase securities in any company. Nor should this Document, or any part of it, form the basis to be relied upon in any way in connection with any contract relating to any securities. The Document is not an investment analysis or research and is not subject to regulatory or legal obligations on the production of, or content of, investment analysis or research.

The data contained in the Document is based upon a particular bank's scope, which reflects a bank's data submission, business structure, and sales revenue Reporting methodology. As a result, any data contained in the Document may not be directly comparable to data presented to another bank. For franchise benchmarking, Crisil Coalition Greenwich has implemented equal ranking logic on aggregate results i.e., when sales revenues are within 5% of at least one competitor ahead, a tie is shown and designated by = (where actual ranks are shown). Entity level data has no equal ranking logic implemented and therefore, on occasion, the differences between rank bands can be very close mathematically.

The data in this Document may reflect the views reported to Crisil Coalition Greenwich by the research participants. Interviewees may be asked about their use of and demand for financial products and services and about investment practices in relevant financial markets. Crisil Coalition Greenwich compiles the data received, conducts statistical analysis and reviews for presentation purposes to produce the final results.

THE DOCUMENT IS COMPILED FROM SOURCES CRISIL COALITION GREENWICH BELIEVES TO BE RELIABLE. CRISIL COALITION GREENWICH DISCLAIMS ALL REPRESENTATIONS OR WARRANTIES, EXPRESSED OR IMPLIED, WITH RESPECT TO THIS DOCUMENT, INCLUDING AS TO THE VALIDITY, ACCURACY, REASONABLENESS OR COMPLETENESS OF THE INFORMATION, STATEMENTS, ASSESSMENTS, ESTIMATES AND PROJECTIONS, ANY WARRANTIES OF MERCHANTABILITY OR FITNESS FOR A PARTICULAR PURPOSE ARISING OUT OF THE USE OF ALL OR ANY OF THIS DOCUMENT. CRISIL COALITION GREENWICH ACCEPTS NO LIABILITY WHATSOEVER FOR ANY DIRECT, INDIRECT OR CONSEQUENTIAL LOSS OR DAMAGE OF ANY KIND ARISING OUT OF THE USE OF ALL OR ANY OF THIS DOCUMENT.

Crisil Coalition Greenwich is a part of Crisil Ltd., an S&P Global company. ©2025 Crisil Ltd. All rights reserved.

[greenwich.com](https://www.greenwich.com)

ContactUs@greenwich.com

Ph +1203.625.5038