

Pandemic Perspectives (Part 9) – Navigating the Virtual Event Landscape

May 20, 2020

No matter how comfortable you felt in a virtual environment prior to the current crisis, by now you are likely much more confident in your own digital fluency, the strength of your firm's digital infrastructure and the value that can be extracted from digital-only interactions.

Institutional investors have been registering for more webinars than a single person can possibly attend—hopeful, of course, that they will find a way to fit each one into the schedule but knowing, in the end, that it will come down to a review of the recording or transcript for most of these events.

For those of you on the “host” side of this equation, you are probably wondering...

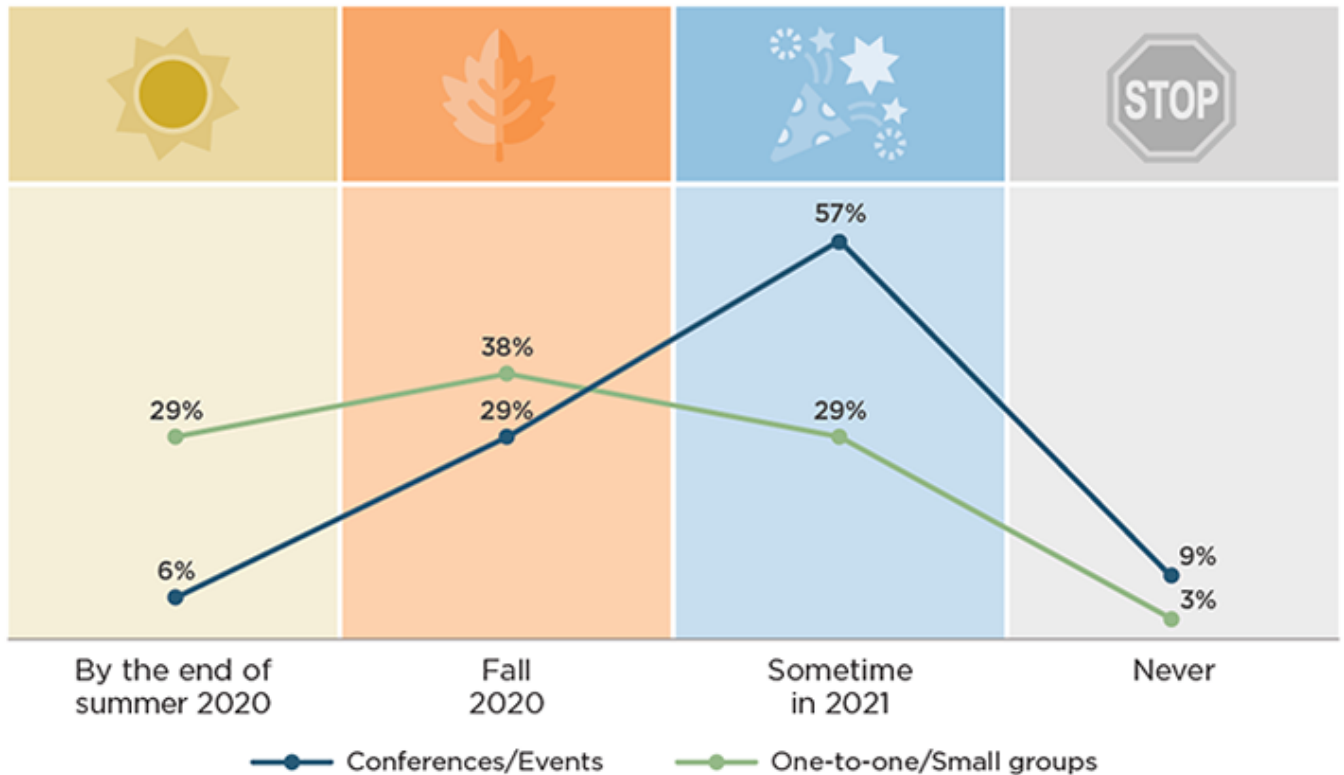
- Have we hit the webinar saturation point?
- What is the optimal cadence for digital engagement opportunities with our clients?
- If we are going to host an event, which features do audience members truly value?
- And—perhaps at the top of your list—when will we be able to return to in-person interactions?

Is There a Light at the End of the Virtual Tunnel?

Before diving into the do's and don'ts of hosting a virtual event, let's examine some data showing how long institutional clients and prospects think we will be operating within this “new normal” interaction framework. In [Part 7 of the Pandemic Perspectives series](#), about 55% of asset managers told us they would expect to resume in-person interactions with clients by the end of the summer, with another 40% expecting to hit that mark by October 1st.

Managers might be embracing an overly optimistic outlook, as only 29% of institutional investors expect to resume one-to-one or small group meetings by the end of the summer. Another 38% believe we will reach that point by the fall, but about 30% think we are looking at 2021 as the benchmark (compared to just 5% of asset managers).

INVESTORS' VIEWS ON TIMING OF RESUMING IN-PERSON INTERACTIONS



Source: Greenwich Associates Coronavirus Flash Study, May 2020

Investors' perspectives are even more conservative related to larger group, in-person events. Only 35% of institutional investors believe that conferences and the like will be feasible before the end of the year. More than half (57%) expect to resume these activities in 2021—and close to 10% surmise that large group events and conferences might be a relic of the past.

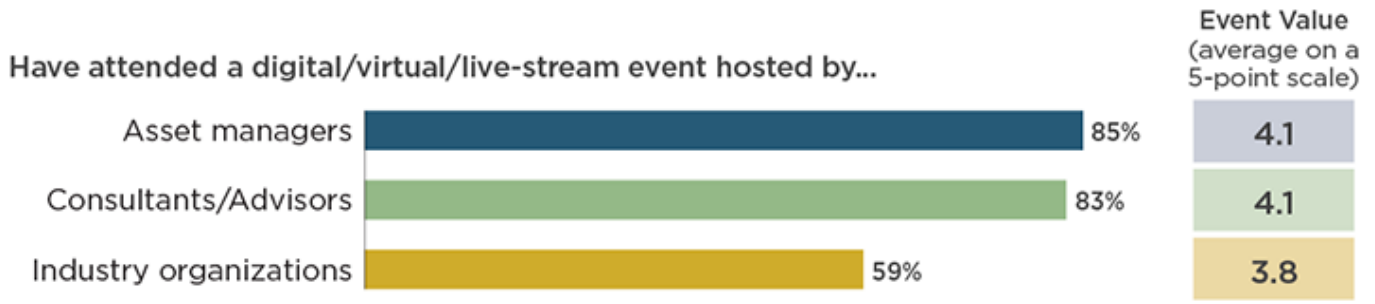
It looks like asset managers would be smart to continue to invest resources and focus on preparing and executing top-quality virtual events, as the tunnel to the other side still appears to be quite long.

You Can Teach Old Dogs New Tricks

In the fall of 2018, we asked institutional investors about their information consumption habits and preferences. At the time, only 31% of respondents said that webinars were the most impactful medium for asset managers to share content.

Yet last week, 85% of the institutional investors we spoke with said they had attended some type of digital, virtual or live-stream event hosted by an asset manager – and on average, they rated the value 4.1 on a 5-point scale, with “5” representing “Very Valuable.” Events hosted by investment consultants seem to be equally popular—and valuable—with attendance at 83% and a value score of 4.1.

INVESTORS' INTEREST IN ENGAGING VIRTUALLY



Source: Greenwich Associates Coronavirus Flash Study, May 2020

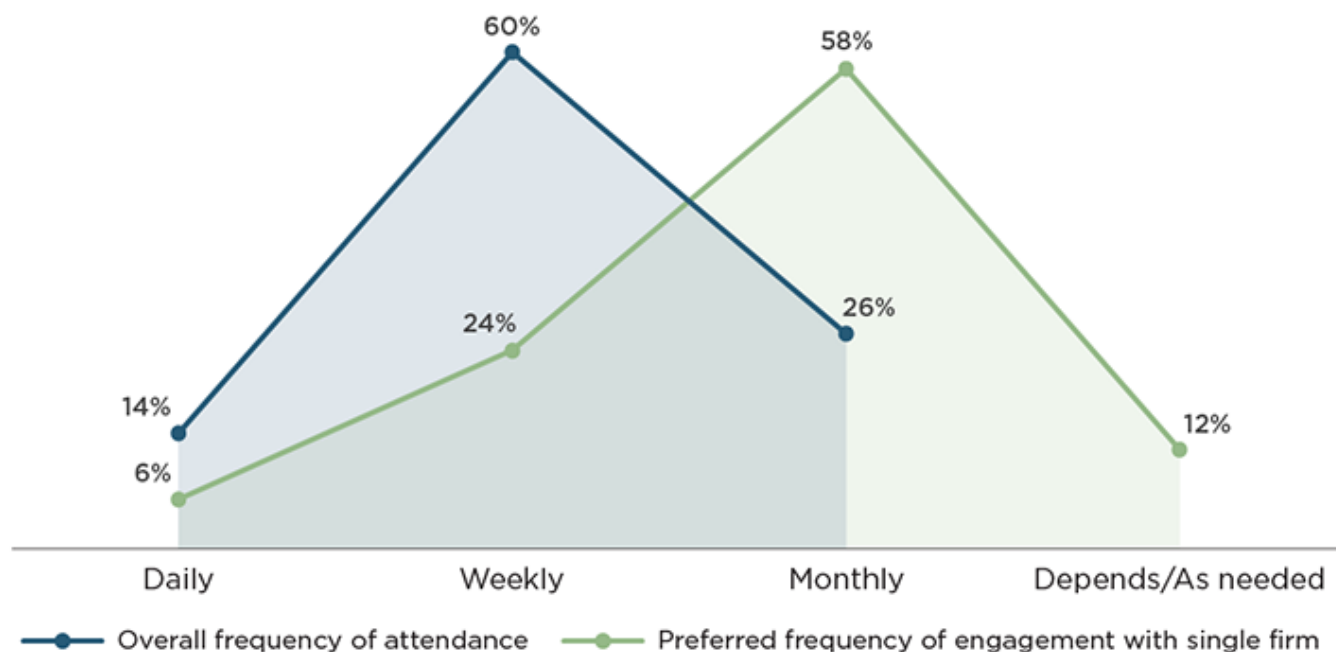
In a time when investors are seeking [direct feedback and advice about their portfolios and the impact of market conditions on the products in which they are invested](#), events hosted by industry organizations (presumably focused on broader topics) seem to be hitting the back burner more quickly. Only 59% of investors say they have attended one of these events.

It seems, based on this flurry of digital event attendance and reported value, that the coronavirus pandemic has pushed people outside of their comfort zones—and faced with few other options, investors have begun to embrace the value of the webinar.

Where is the Tipping Point?

What began as a small wave brought on by a group of asset managers dipping their toes into the digital ocean at the start of the pandemic has turned into a tsunami of digital events. Once firms discovered that investors would be receptive to more opportunities to connect digitally, organizations that had previously hosted infrequent events began to speed up the cadence. Those that had largely avoided the webinar format in the past began to develop a digital event schedule at breakneck speed. Overnight, the menu of webinar options shifted from underwhelming to overpowering.

FREQUENCY WITH WHICH INVESTORS ATTEND DIGITAL/VIRTUAL/LIVE-STREAM EVENTS



Source: Greenwich Associates Coronavirus Flash Study, May 2020

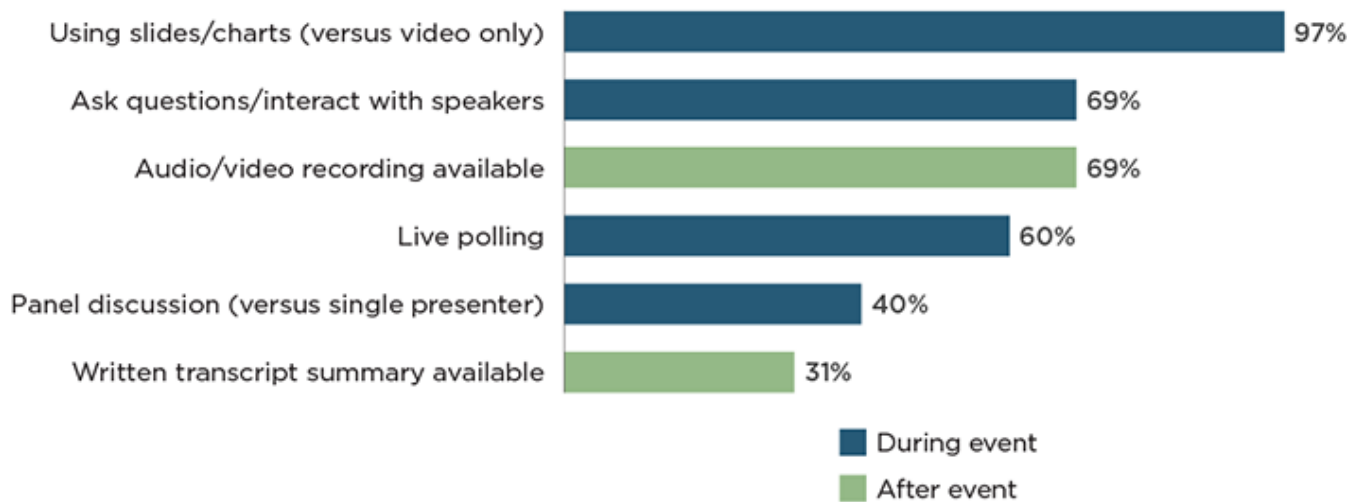
Over 70% of institutional investors are attending digital events at least weekly, with about 15% engaging daily. But just because your clients and prospects are willing to engage this frequently does not mean they want to engage with YOU so often. Striking the right balance of offering proactive advice and guidance while also respecting that your clients likely have meaningful relationships with 10 or more other asset managers is critical.

Investors' current appetite supports monthly invitations to digital events from any one firm – unless, of course, there is a particular event or circumstance that warrants an interim update. Cue the collective sigh of relief from marketing departments around the world.

A Picture (and Recording) is Worth a Thousand Words

Convincing your clients and prospects to register for an event has (perhaps) become easier during the coronavirus pandemic, but delivering a valuable event is just as much a challenge as before. Much to the chagrin of your featured speakers, 97% of institutional investors want to see slides or charts alongside the speaker video. Nearly 70% appreciate the opportunity to interact with speakers via live Q&A or other chat methods, and 60% find value in live polling activities.

DIGITAL/VIRTUAL/LIVE-STREAM EVENT FEATURES VALUED BY ATTENDEES



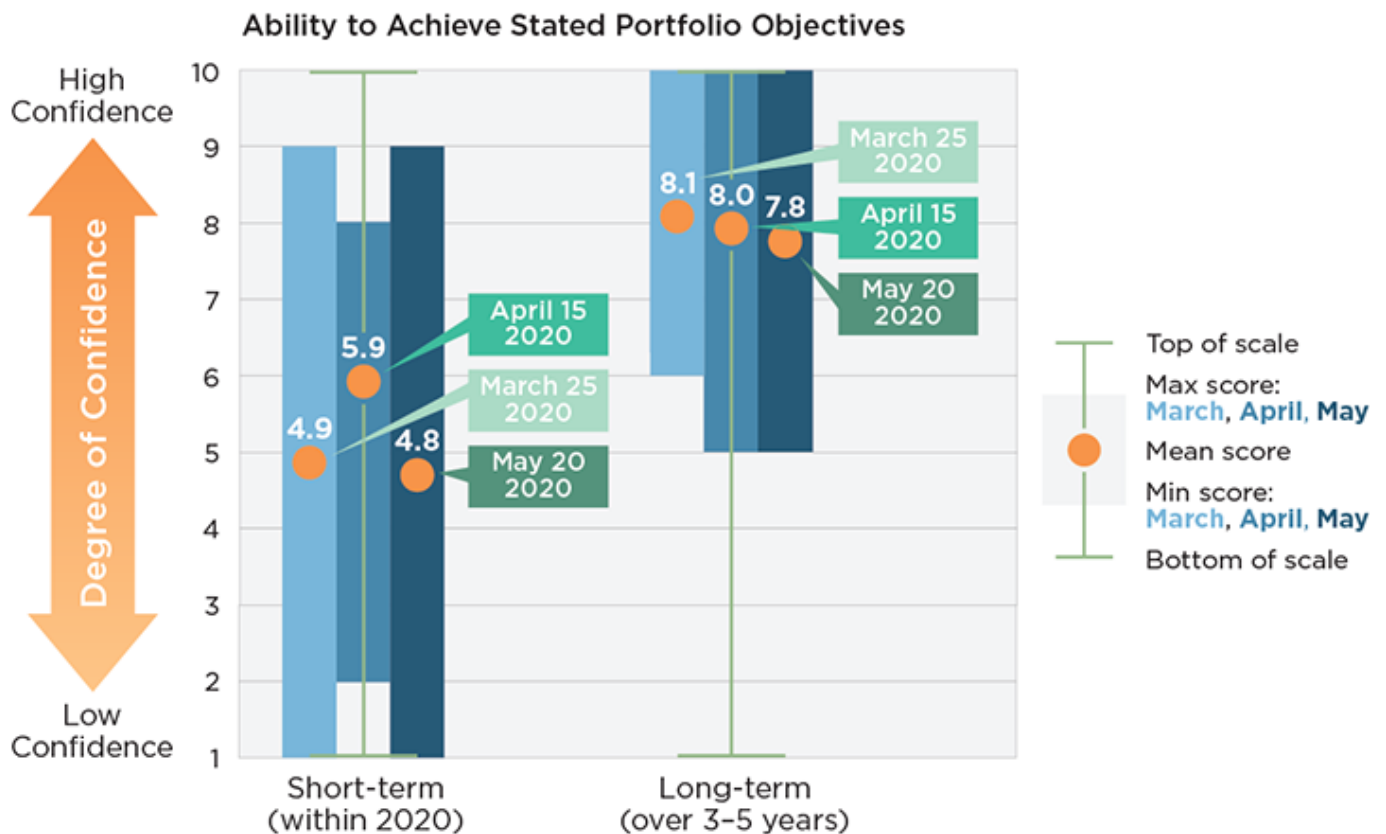
Source: Greenwich Associates Coronavirus Flash Study, May 2020

Once the digital event is over, about 70% of attendees would value an audio and/or video recording of the presentation, compared with only 31% seeking out written summaries or transcripts. In addition to providing value for those who attend and do not want to take notes or wish to share with colleagues, the recording also helps those who tend to oversubscribe and will ultimately need to listen to some events during off-hours, once the volume of required daytime work subsides.

Is Pandemic Uncertainty Wearing Down Investors' Resilience?

While the information shared during daily news cycles seems to be generally more positive than when we started the Pandemic Perspectives series, institutional investors are becoming marginally less confident about achieving their portfolio objectives—both within 2020 and, for the first time in our series, over the longer-term as well.

GREENWICH INVESTOR RESILIENCE INDEX



Source: Greenwich Associates Coronavirus Flash Studies, March, April, May 2020

The short-term Greenwich Investor Resilience Index score has dropped to 4.8 in May, relative to 5.9 in April, with the range of scores widening once again to the level we saw back in March. Long-term confidence, while still generally strong, has also dipped to 7.8—below the 8+ scores we saw in prior months.

Conclusion – Managers, Your Guidance is Valued More Than Ever

Investors value these digital experiences but are now inundated with invitations. Managers must provide engaging, interactive experiences and prepare useful supporting materials—including slides for the live presentations and recordings of each session for independent viewing.

Your clients' and prospects' confidence in the success of their portfolios is under pressure. Asset managers' unwavering support of institutional investors' needs, attention to their concerns and commitment to their ongoing education will be the key to coming out of the crisis stronger than before and with a band of loyal followers.

Pandemic Perspectives Series

[Part 1 – Greenwich Investor Resilience Index](#)

[Part 2 – Lessons from the Past](#)

[Part 3 – Supporting Consultants During Coronavirus](#)

[Part 4 – Asset Manager Service Quality: Pre- and Post-COVID-19 Onset](#)

[Part 5 – Leading Through Crisis](#)

[Part 6 – Useful Content in Times of Crisis](#)

[Part 7 – Managers Adapting Through Crisis](#)

[Part 8 – Using Analytics to Transform Sales, Win New Assets](#)

www.greenwich.com | ContactUs@greenwich.com

Coalition Greenwich, a division of CRISIL, an S&P Global Company, is a leading global provider of strategic benchmarking, analytics and insights to the financial services industry.

We specialize in providing unique, high-value and actionable information to help our clients improve their business performance.

Our suite of analytics and insights encompass all key performance metrics and drivers: market share, revenue performance, client relationship share and quality, operational excellence, return on equity, behavioral drivers, and industry evolution.

About CRISIL

CRISIL is a leading, agile and innovative global analytics company driven by its mission of making markets function better. It is majority owned by S&P Global Inc., a leading provider of transparent and independent ratings, benchmarks, analytics, and data to the capital and commodity markets worldwide.

CRISIL is India's foremost provider of ratings, data, research, analytics, and solutions with a strong record of growth, culture of innovation, and global footprint.

It has delivered independent opinions, actionable insights and efficient solutions to over 100,000 customers through businesses that operate from India, the U.S., the U.K., Argentina, Poland, China, Hong Kong, and Singapore.

For more information, visit www.crisil.com

Disclaimer and Copyright

This Document is prepared by Crisil Coalition Greenwich, which is a part of Crisil Ltd, a company of S&P Global. All rights reserved. This Document may contain analysis of commercial data relating to revenues, productivity and headcount of financial services organisations (together with any other commercial information set out in the Document). The Document may also include statements, estimates and projections with respect to the anticipated future performance of certain companies and as to the market for those companies' products and services.

The Document does not constitute (or purport to constitute) an accurate or complete representation of past or future activities of the businesses or companies considered in it but rather is designed to only highlight the trends. This Document is not (and does not purport to be) a comprehensive Document on the financial state of any business or company. The Document represents the views of Crisil Coalition Greenwich as on the date of the Document and Crisil Coalition Greenwich has no obligation to update or change it in the light of new or additional information or changed circumstances after submission of the Document.

This Document is not (and does not purport to be) a credit assessment or investment advice and should not form basis of any lending, investment or credit decision. This Document does not constitute nor form part of an offer or invitation to subscribe for, underwrite or purchase securities in any company. Nor should this Document, or any part of it, form the basis to be relied upon in any way in connection with any contract relating to any securities. The Document is not an investment analysis or research and is not subject to regulatory or legal obligations on the production of, or content of, investment analysis or research.

The data contained in the Document is based upon a particular bank's scope, which reflects a bank's data submission, business structure, and sales revenue Reporting methodology. As a result, any data contained in the Document may not be directly comparable to data presented to another bank. For franchise benchmarking, Crisil Coalition Greenwich has implemented equal ranking logic on aggregate results i.e., when sales revenues are within 5% of at least one competitor ahead, a tie is shown and designated by = (where actual ranks are shown). Entity level data has no equal ranking logic implemented and therefore, on occasion, the differences between rank bands can be very close mathematically.

The data in this Document may reflect the views reported to Crisil Coalition Greenwich by the research participants. Interviewees may be asked about their use of and demand for financial products and services and about investment practices in relevant financial markets. Crisil Coalition Greenwich compiles the data received, conducts statistical analysis and reviews for presentation purposes to produce the final results.

THE DOCUMENT IS COMPILED FROM SOURCES CRISIL COALITION GREENWICH BELIEVES TO BE RELIABLE. CRISIL COALITION GREENWICH DISCLAIMS ALL REPRESENTATIONS OR WARRANTIES, EXPRESSED OR IMPLIED, WITH RESPECT TO THIS DOCUMENT, INCLUDING AS TO THE VALIDITY, ACCURACY, REASONABLENESS OR COMPLETENESS OF THE INFORMATION, STATEMENTS, ASSESSMENTS, ESTIMATES AND PROJECTIONS, ANY WARRANTIES OF MERCHANTABILITY OR FITNESS FOR A PARTICULAR PURPOSE ARISING OUT OF THE USE OF ALL OR ANY OF THIS DOCUMENT. CRISIL COALITION GREENWICH ACCEPTS NO LIABILITY WHATSOEVER FOR ANY DIRECT, INDIRECT OR CONSEQUENTIAL LOSS OR DAMAGE OF ANY KIND ARISING OUT OF THE USE OF ALL OR ANY OF THIS DOCUMENT.

Crisil Coalition Greenwich is a part of Crisil Ltd., an S&P Global company. ©2025 Crisil Ltd. All rights reserved.