

The Future of Capital Markets Collaboration

April 12, 2021

Executive Summary:



While financial markets were disrupted in 2020 along with the rest of the world, transactions continued despite the market's complexity—in some cases at a record pace. The Fed helped a little, as did what proved to be a tremendously robust technology infrastructure. Securities and derivatives markets continued to function, investors kept working with their bank counterparties, operations professionals stayed connected and conducted business despite their disparate locations, and compliance departments were able to keep an eye on it all.

We, of course, hope the world finds some semblance of normalcy in 2021, but many of the changes that came with 2020 are here to stay. The pace of adoption of communication and collaboration technology in financial services has accelerated by five years or more in the space of 12 months. Innovations within those platforms also advanced rapidly, as connected users ticked up and their needs changed, reflecting their new method of working. These new efficiencies will still be with us even when working from an office again becomes the norm.

Such progress requires keeping a close eye on security and regulatory compliance. An increase in digital communications means less chatter between cubicles and trading floor seats, which in theory opens up the possibility for those conversations to be heard by outsiders, as cyberattacks and other hacks remain a permanent threat. Thankfully, solutions to these challenges not only exist but have already been deployed to market participants. Compliance departments are investing in surveillance tools to ensure these newfound efficiencies don't lead to newfound risks and that any previous missteps can be dealt with quickly, as regulatory "look back" remains in play.

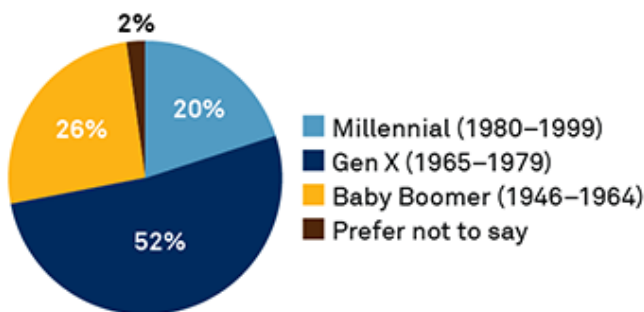
The vast majority of the over 200 institutional markets professionals that participated in the study for this paper reported that market efficiency improved due to technology over the past few years, and they expect to see more improvement going forward. This should all give us hope for what is to come, as we work to move beyond what was an unprecedented time.

Methodology:

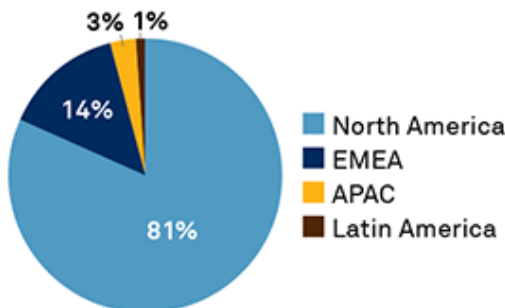
Greenwich Associates collected responses from 205 institutional financial markets professionals in November and December 2020. Questions focused on the role of collaboration and workflow technology in financial markets and the potential for efficiency gains in various asset classes going forward. Respondents were primarily located in North America, with some also based in Europe, Asia-Pacific and Latin America. Respondent roles ranged from trading to operations to technology to strategy.

Respondents

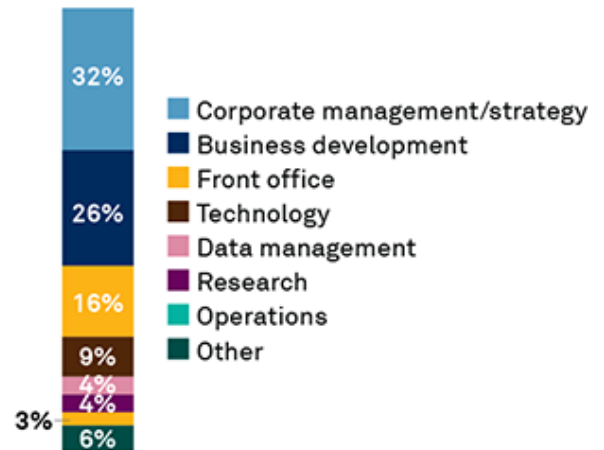
Generation



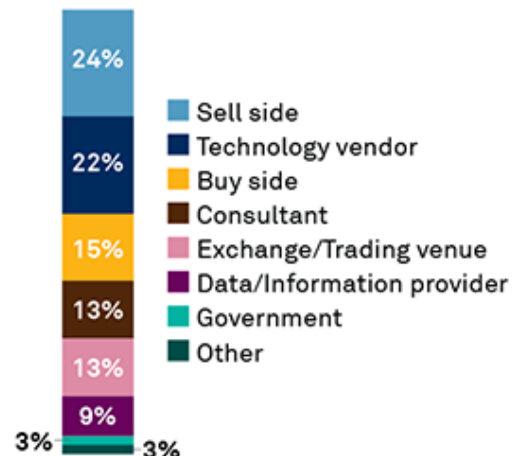
Location



Job Roles



Organization Type



Note: Based on 205 respondents.

Source: Greenwich Associates 2021 Capital Markets Collaboration Technology Study



www.greenwich.com | ContactUs@greenwich.com

Coalition Greenwich, a division of CRISIL, an S&P Global Company, is a leading global provider of strategic benchmarking, analytics and insights to the financial services industry.

We specialize in providing unique, high-value and actionable information to help our clients improve their

business performance.

Our suite of analytics and insights encompass all key performance metrics and drivers: market share, revenue performance, client relationship share and quality, operational excellence, return on equity, behavioral drivers, and industry evolution.

About CRISIL

CRISIL is a leading, agile and innovative global analytics company driven by its mission of making markets function better. It is majority owned by S&P Global Inc., a leading provider of transparent and independent ratings, benchmarks, analytics, and data to the capital and commodity markets worldwide.

CRISIL is India's foremost provider of ratings, data, research, analytics, and solutions with a strong record of growth, culture of innovation, and global footprint.

It has delivered independent opinions, actionable insights and efficient solutions to over 100,000 customers through businesses that operate from India, the U.S., the U.K., Argentina, Poland, China, Hong Kong, and Singapore.

For more information, visit www.crisil.com

Disclaimer and Copyright

This Document is prepared by Crisil Coalition Greenwich, which is a part of Crisil Ltd, a company of S&P Global. All rights reserved. This Document may contain analysis of commercial data relating to revenues, productivity and headcount of financial services organisations (together with any other commercial information set out in the Document). The Document may also include statements, estimates and projections with respect to the anticipated future performance of certain companies and as to the market for those companies' products and services.

The Document does not constitute (or purport to constitute) an accurate or complete representation of past or future activities of the businesses or companies considered in it but rather is designed to only highlight the trends. This Document is not (and does not purport to be) a comprehensive Document on the financial state of any business or company. The Document represents the views of Crisil Coalition Greenwich as on the date of the Document and Crisil Coalition Greenwich has no obligation to update or change it in the light of new or additional information or changed circumstances after submission of the Document.

This Document is not (and does not purport to be) a credit assessment or investment advice and should not form basis of any lending, investment or credit decision. This Document does not constitute nor form part of an offer or invitation to subscribe for, underwrite or purchase securities in any company. Nor should this Document, or any part of it, form the basis to be relied upon in any way in connection with any contract relating to any securities. The Document is not an investment analysis or research and is not subject to regulatory or legal obligations on the production of, or content of, investment analysis or research.

The data contained in the Document is based upon a particular bank's scope, which reflects a bank's data submission, business structure, and sales revenue Reporting methodology. As a result, any data contained in the Document may not be directly comparable to data presented to another bank. For franchise benchmarking, Crisil Coalition Greenwich has implemented equal ranking logic on aggregate results i.e., when

sales revenues are within 5% of at least one competitor ahead, a tie is shown and designated by = (where actual ranks are shown). Entity level data has no equal ranking logic implemented and therefore, on occasion, the differences between rank bands can be very close mathematically.

The data in this Document may reflect the views reported to Crisil Coalition Greenwich by the research participants. Interviewees may be asked about their use of and demand for financial products and services and about investment practices in relevant financial markets. Crisil Coalition Greenwich compiles the data received, conducts statistical analysis and reviews for presentation purposes to produce the final results.

THE DOCUMENT IS COMPILED FROM SOURCES CRISIL COALITION GREENWICH BELIEVES TO BE RELIABLE. CRISIL COALITION GREENWICH DISCLAIMS ALL REPRESENTATIONS OR WARRANTIES, EXPRESSED OR IMPLIED, WITH RESPECT TO THIS DOCUMENT, INCLUDING AS TO THE VALIDITY, ACCURACY, REASONABLENESS OR COMPLETENESS OF THE INFORMATION, STATEMENTS, ASSESSMENTS, ESTIMATES AND PROJECTIONS, ANY WARRANTIES OF MERCHANTABILITY OR FITNESS FOR A PARTICULAR PURPOSE ARISING OUT OF THE USE OF ALL OR ANY OF THIS DOCUMENT. CRISIL COALITION GREENWICH ACCEPTS NO LIABILITY WHATSOEVER FOR ANY DIRECT, INDIRECT OR CONSEQUENTIAL LOSS OR DAMAGE OF ANY KIND ARISING OUT OF THE USE OF ALL OR ANY OF THIS DOCUMENT.

Crisil Coalition Greenwich is a part of Crisil Ltd., an S&P Global company. ©2025 Crisil Ltd. All rights reserved.

greenwich.com

ContactUs@greenwich.com

Ph +1203.625.5038